



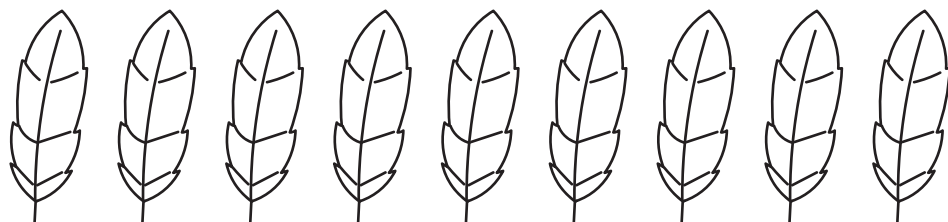
Name: _____

Pre-K/K

Numbers 1-10

Counting objects

Directions: Count the pictures in each row. Then write the correct number.




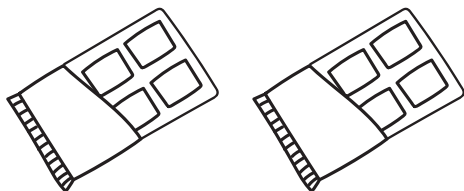


Name: _____

Pre-K/K

Numbers 1-10

Counting objects

Directions: Count the pictures in each row. Then write the correct number.




Name: _____

Pre-K/K


Numbers 1-10

Counting objects


Directions: Count the pictures in each box. Then circle the correct number.



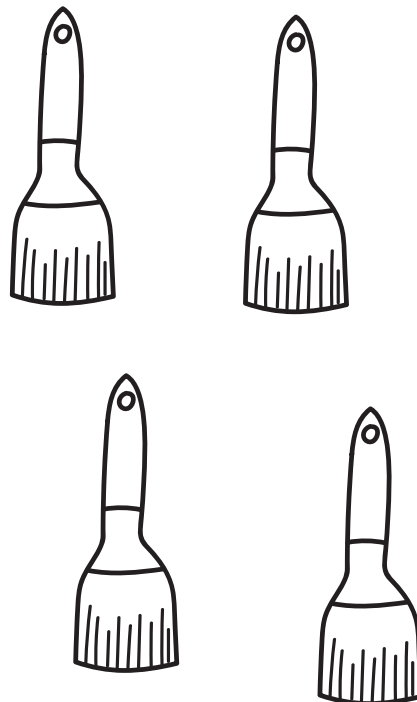
1
5
3
8



2
4
9
7



5
10
1
6



8
4
6
3


Name: _____

Pre-K/K


Numbers 1-10

Counting objects


Directions: Count the pictures in each box. Then circle the correct number.



4



3



7

10



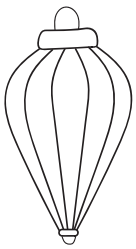

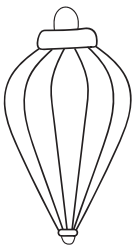
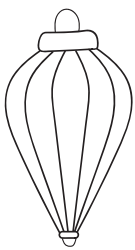
9

5


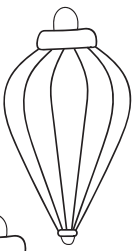




7

8

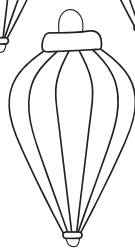
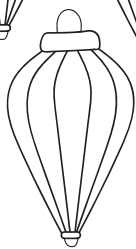


8



10


2



4



7



5



8



9

Name: _____

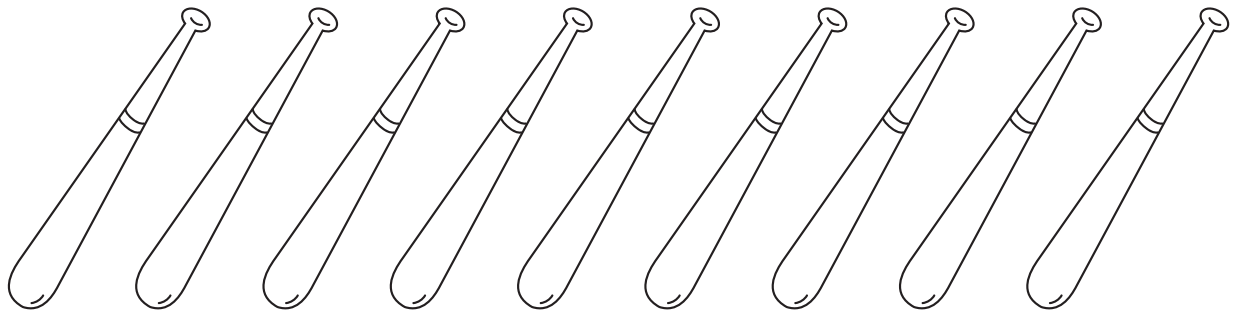
Pre-K/K

Numbers 1-10


Counting objects

Directions: Read the number first. Then circle the correct amount of pictures.


7




3



4



5



Name: _____


Pre-K/K

Numbers 1-10


Counting objects

Directions: Read the number first. Then circle the correct amount of pictures.


6



2



9



8

