



Thank you for downloading
these subtraction worksheets.


This printable is for personal and classroom
use ONLY.

Please, do NOT redistribute or resell
this printable set in any way.

The images and printable are a
property of PlanesAndBalloons.com

©PlanesAndBalloons.com

Name: _____




SPRING SUBTRACTION




Directions: Use the picture to write the subtraction sentences.


Example:




6 - 3 = 3




_____ - _____ = _____




_____ - _____ = _____




_____ - _____ = _____




_____ - _____ = _____



_____ - _____ = _____




_____ - _____ = _____



_____ - _____ = _____

Name: _____



SPRING SUBTRACTION



Directions: Cross out the pictures to solve the problems.

Example:

$$\underline{6} - \underline{3} = \underline{3}$$
$$\underline{10} - \underline{8} = \underline{\quad}$$
$$\underline{7} - \underline{5} = \underline{\quad}$$
$$\underline{10} - \underline{6} = \underline{\quad}$$
$$\underline{8} - \underline{3} = \underline{\quad}$$
$$\underline{9} - \underline{3} = \underline{\quad}$$
$$\underline{10} - \underline{3} = \underline{\quad}$$
$$\underline{7} - \underline{4} = \underline{\quad}$$